

7UHQFK 026 %DUULHU 6FKRWWN\ 5H

)HDWXUHV

‡ \$GYDQWUHQFK WHFKQRORJ\

‡ /RZRUZDURGDWDJH GURS

‡ /RZRZURVVHV

‡ +LJHILFLHQF\ RSHUDWLRQ

‡ /HDGHJLQLVK &RPSOLDQW

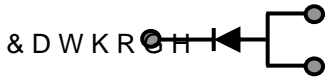
\$SSOLFDFWLRQV

‡ '&' &RQYHUWHUV

‡ \$\$ '&\$GDSWRUV

‡ 6ZLWFKRZHSXSSOLHV

‡ )UHHZKHHLRGLJ



&DWKRCH

\$QRGH

0D[LPXP UDWLQJV DQG HOHFWULFDJ& FXODDWHVHJQRVWHIGFV


3DUDPHWHU		6\PERO	/LPLW	8QLW
0D[LPXPHSHVSHUNYHYURQWDJH		9550		9
0D[LPXPYHURJHZDUG UHJFWHIQWG		,) \$9		\$
3HDN IRVZDURSUHQW VLQRDQZDYH VXSHULPSQDCHRSRGLRGH		,) 60		\$
2SHUDMXQRDQRWRUDJH WDRSHUDW		X0H767*	WR	f &
7\SLFDO WKHUPDO UHVLVWDQFH SHU		G5R6H	ORXQWHG RQ )5	3&f% :
,QVWDQWDQHRRQWRUJZDUG SHGLRGH	,) \$	7- f &	7 < 3	0\$;
	,) \$	7- f &		
	,) \$	7- f &		
	,) \$	7- f &		
,QVWDQWDQHRXUJSHUHQW UDWHYHYURQWDJH		7- f &		X\$
		7- f &		P\$

1RWHV

3XOVH WHVVSXOVH ZLGWK GXW\ F\FOH

3XOVH WHVW 3XOPH ZLGWK 0

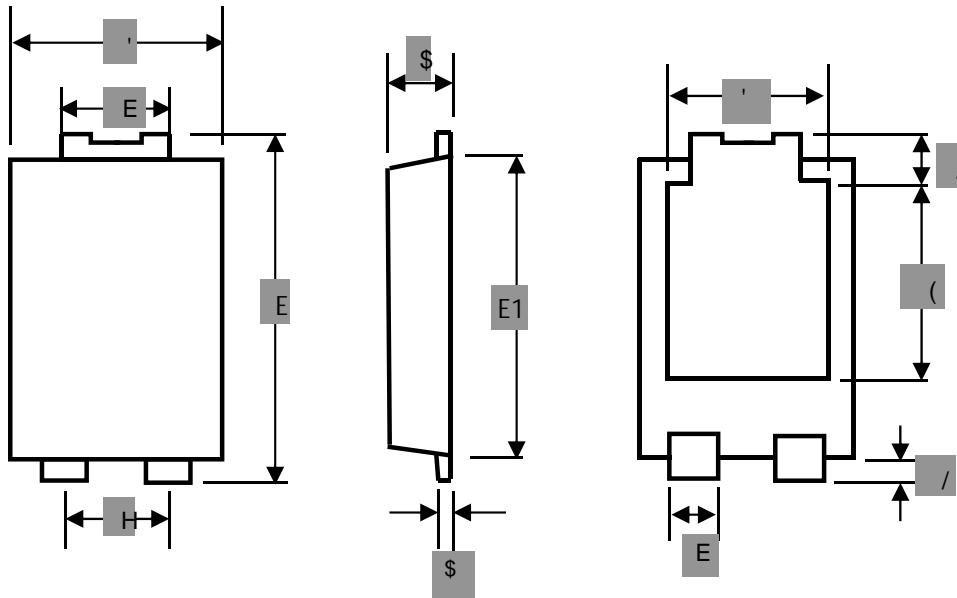
**RATINGS AND CHARACTERISTICS CURVES (TA = 25 °C unless otherwise noted)**



The image shows a blank grid for plotting ratings and characteristics curves. The grid consists of 10 columns and 10 rows of squares. There are no data points or curves plotted on the grid.

3 \$ & . \$ \* ( 2 8 7 / , 1 ( ' , 0 ( 1 6 , 2 1 6

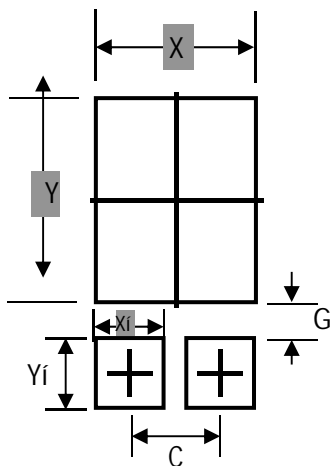
72



72 0 H F K D Q L F W D

81,7		\$	\$	E	E	'	'	(	(	(	/	/
PP	PD[											
	PLQ											
PLO	PD[											
	PLQ											

72 6 X J J H V W D H G \ R X W

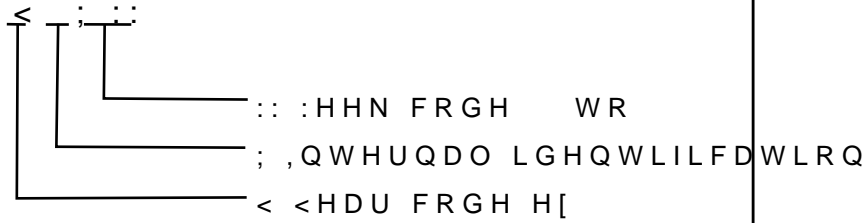


81,7		&	*	;	;	<	<
PP	PLQ						
PLO	PLQ						

0DUNLQJ ,QIRUPDWLRQ

3URGXFW PRGHO 57631UU613  
WR DV

3' & LQIRUPDWLRQ



3DFNDJLQJ ,QIRUPDWLRQ

5HHO 'LPHQVLRQV

