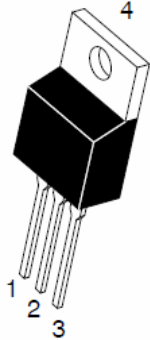


TSR40 /2 OCT TSR40 /2 CTF

129

7 UHQFK 026 %DUULHU 6FKRWWN\ 5H

TO-220AB
TSR40L OCT



ITO-220AB
TSR40L OCTF

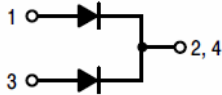


Features

- ‡ \$GYDQWUHQFK WHFKQRORJ\
- ‡ /RZRZURGRWDJH GURS
- ‡ /RZRZURGRVHV
- ‡ +LJKILFLHQF\ RSHUDWLRO
- ‡ /HDGH)HLQLVK &R#6OLDQW

Applications

- ‡ '&' &RQYHUWHUV
- ‡ \$&'&GDSWRUV
- ‡ 6ZLWFKRZHXSSOLHV
- ‡)UHHZKH'HLRGRJ



Maximum ratings and electrical characteristics (T_J = 25°C unless otherwise noted)

3DUDPHWHU		6\PERO	/LPLW	8QLW
0D[LXPXPHSHVSHUNYHYURQHW DJH		9550	2	9
0D[LXPYHURJHZDUG UFXEWHIHWG	GHYLFH SHGLRGH	,) \$9		\$
3HDN IRVZDUEBUUHQW VLKDDHQH ZDYH VXSHULPSRVHGRFSCGLRCHG		,)60		\$
2SHUDMXQDQLRQWRUDJH WHPSHUDW	XUHURDJH	WR		f&
7\SLFVCHUPDO USHVULVQHDQFH	72 \$%	5\$-&		f& :
	,72 \$%			f& :
,QVWDQWDQHRROWRUJZDUG SHGLRGH		9)	7<3	0\$;
	,) \$		7-	f&
	,) \$		7-	f&
	,) \$		7-	f&
,QVWDQWDQHRXUUSHOMRQWH UDWHYHYURQHW DJH		,5		X\$
			7-	f&

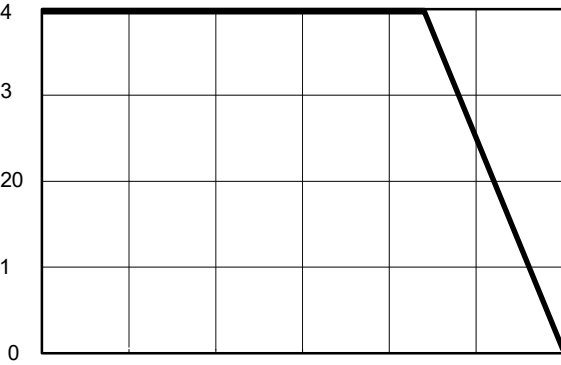
1RWHV

3XOVH WHVVSXOVH ZLGWK GXW\F\FOH

3XOVH WHVW 3XOPVH ZLGWK 0

RATINGS AND CHARACTERISTICS CURVES (TA = 25 °C unless otherwise noted)

, I\$YHUDJH)RUZDU\$G & XUHHQW



7F & DVH 7&HPS

Figure1: Current Derating, Case

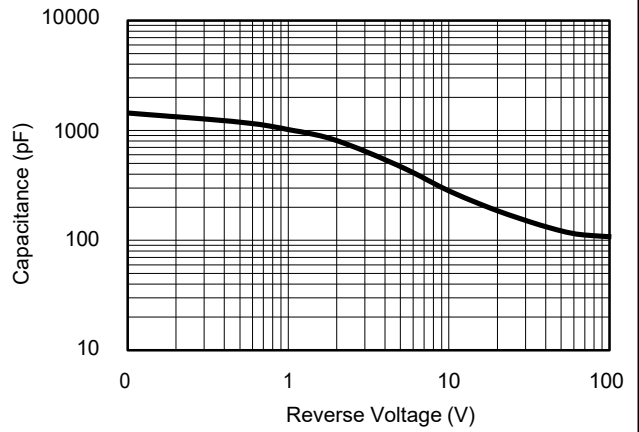
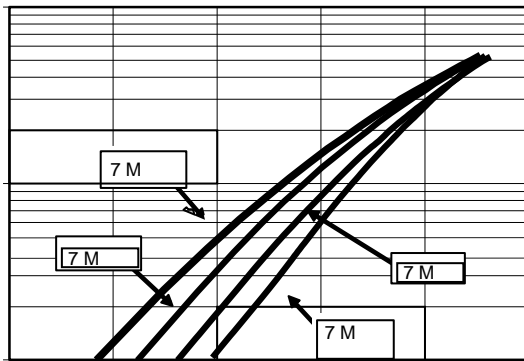



Figure2: Typical Junction Capacitance

, I, QVWDQW)RQWZ BRXUJ U \$QW



91 ,QVWDQWQHRXV)RUZDUG 9ROWDJH P9

, U 5HYHUVH & XUHHQW X\$



95 5HYHUVH 9ROWDJH 9ROWV

PACKAGE OUTLINE DIMENSIONS



Marking Information

①: &RPSDQ\ V WUDGHPDUN

② 3 URGXFW 765 G1 H O & 7 or TSR40L200CTF

③ 3' & LQIRUPDWLRQ

← ; ::

:: :HHN FRGH WR

; DIRHLQIPDLRQUQWLRQDÀ00€

Packaging Information

60Q