

Trench MOS Barrier Schottky Rectifier

DO-201AD
TSA /



Cathode  Anode

Features

- Advanced trench technology
- Low forward voltage drop
- Low power losses
- High efficiency operation
- Lead Free Finish, RoHS Compliant

Applications

- DC/DC Converters
- AC/DC Adaptors
- Switching Power Supplies
- Freewheeling Diodes

Maximum ratings and electrical characteristics (T_J = 25°C unless otherwise noted)

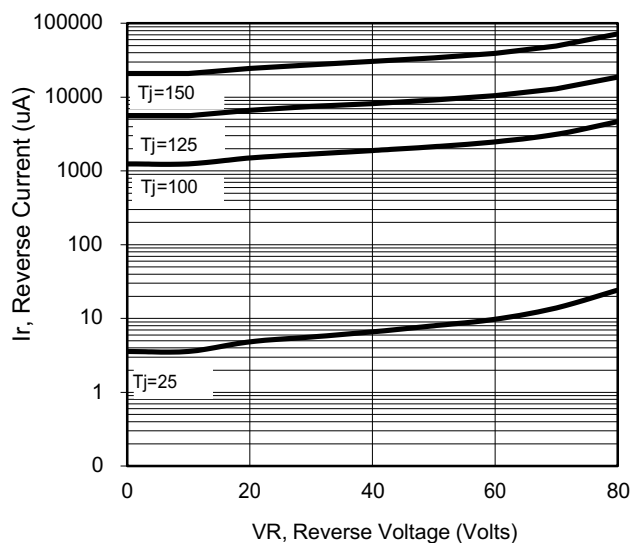
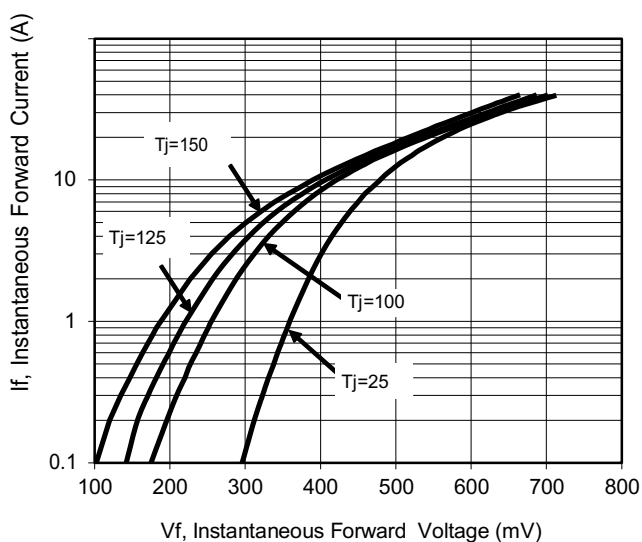
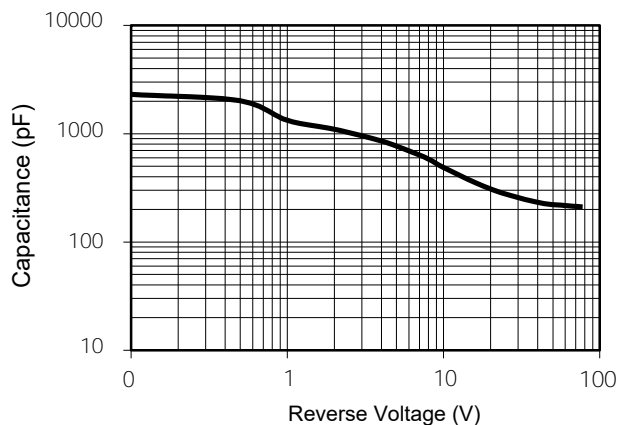
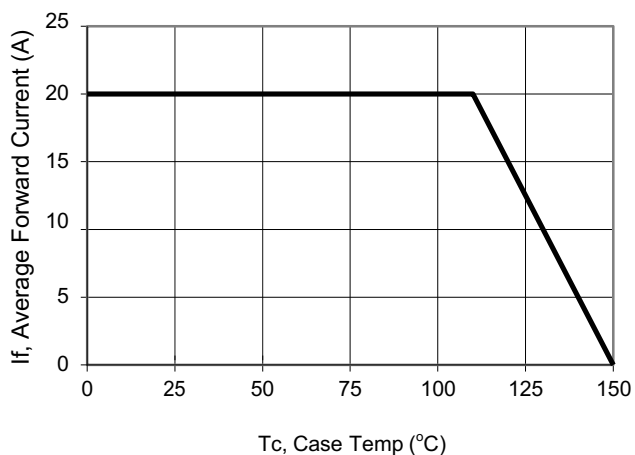
Parameter		Symbol	Limit		Unit
Maximum repetitive peak reverse voltage		VRRM	80		V
Maximum average forward rectified current		IF(AV)	20		A
Peak forward surge current 8.3 ms single half sine- wave superimposed on rated load per diode		IFSM	180		A
Operating junction and storage temperature range		TJ, TSTG	-50 to +150		°C
Typical thermal resistance per leg	DO-201AD	RθJC	22		°C/W
Instantaneous forward voltage per diode			TYP.	MAX.	V
	IF=3A	TJ=25°C	0.	0.4	
	IF=3A	TJ=125°C	0.	-	
	IF=20A	TJ=25°C	0.	0.	
	IF=20A	TJ=125°C	0.	-	
Instantaneous reverse current per diode at rated reverse voltage	TJ=25°C	IR(2)	-	150	uA
	TJ=125°C		-	30	mA

Notes:

(1) Pulse test: 300 μs pulse width, 1 % duty cycle

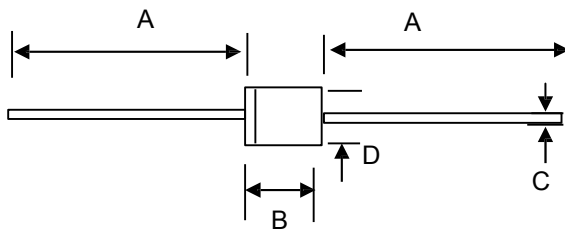
(2) Pulse test: Pulse width ≦ 40 ms

RATINGS AND CHARACTERISTICS CURVES (TA = 25 °C unless otherwise noted)



PACKAGE OUTLINE DIMENSIONS

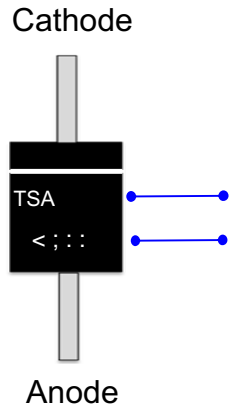
DO-201AD



DO-201AD mechanical data

UNIT		A	B	C	D
mm	max	26.5	9.5	1.4	5.3
	min	24.5	7.3	1.1	4.8
mil	max	1043.30	374.01	5.1	208.67
	min	946.57	287.40		188.97

Marking Information

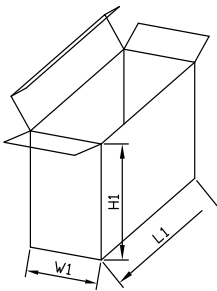


3URGXFW 76\$GH/O
 83' & LQIRUPDWLRQ

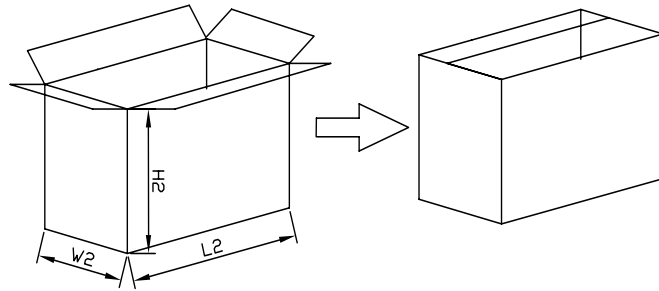
< ; : :
 : : HHN FRGH WR
 ; , Q W H U O O D I L F R V G L R O
 < < HDU FRGH H[

Packaging Information

1. Inside Box



2. Outside Box



Packaging Information

NO	UNIT	Inside Box			Outside Box		
		L1	W1	H1	L2	W2	H2
Size	mm	255	75	1 5	415	280	320
QTY	PCS	Smallest package, 1000PCS/carton			10,000PCS/carton, 10 boxes in total		
Note							