

Surface Mount Flat 6 F K R W W N \ Bridge Rectifier

Features

Mechanical Date

- **Case:** MBF Molded plastic body over Schottky barrier chips
- **Terminals:** Solder plated, solderable per JESD22-B102

Maximum Ratings and Electrical characteristics

Ratings at 25 °C ambient temperature unless otherwise specified.

Single phase half-wave 60 Hz, resistive or inductive load, for capacitive load current derate by 20 %.

RATINGS AND CHARACTERISTICS CURVES (TA = 25 °C unless otherwise noted)

Fig.1 Forward Current Derating Curve

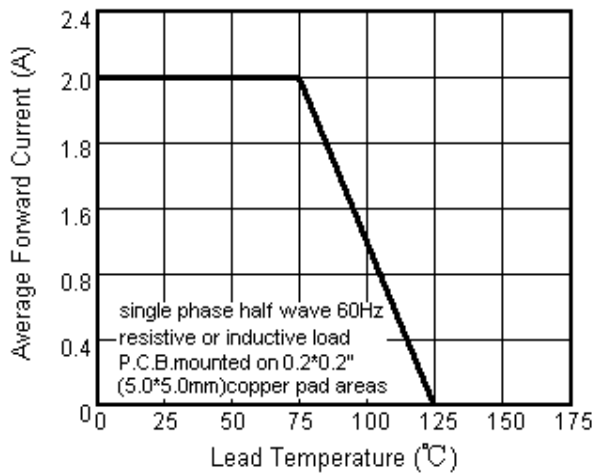


Fig.2 Maximum Non-Repetitive Peak Forward Surge Current

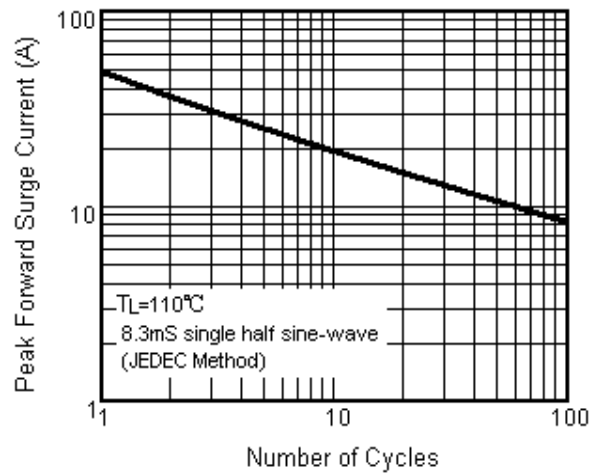


Fig.3 Typical Instantaneous Forward Characteristics

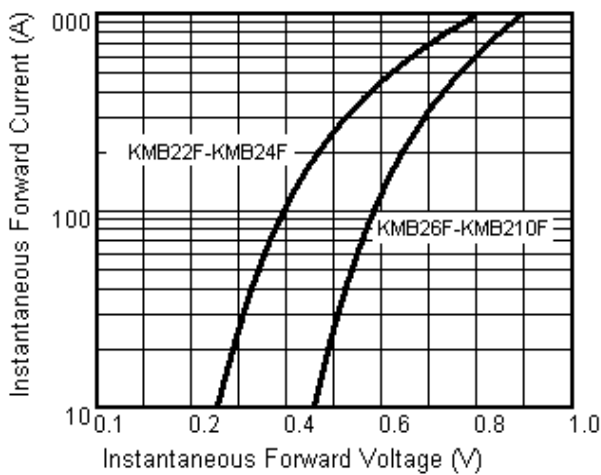
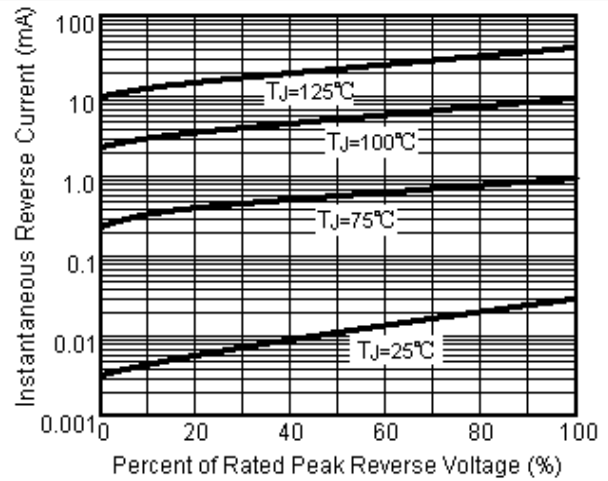
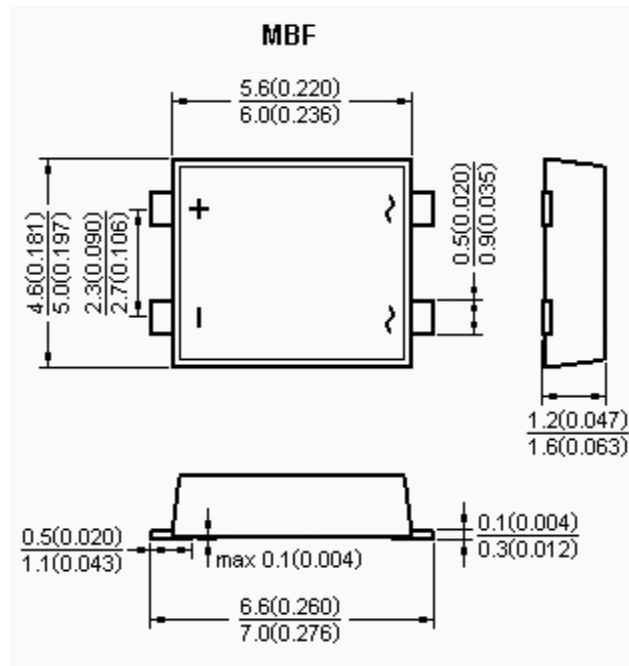


Fig.4 Typical Reverse Characteristics



PACKAGE OUTLINE DIMENSIONS



Dimensions in millimeters and (inches)