


## Surface Mount Flat 6 F K R W W N \ Bridge Rectifier



MBF

### PINNING

PIN	DESCRIPTION
1	/ T Vt[P O T g d h
2	/ T Vt[P O T g d h
3	5 [ Z Vt[Anode g h
4	5 [ Z Vt[Cathode g h

### Features

- Low profile package
- Ideal for automated placement
- Ultrafast reverse recovery time
- Low power losses, high efficiency
- Low forward voltage drop
- High surge capability

### Mechanical Date

- **Case:** MBF Molded plastic body over Schottky barrier chips
- **Terminals:** Solder plated, solderable per JESD22-B102
- **Polarit y:** Polarity symbols marked on body

### Maximum Ratings and Electrical characteristics

Ratings at 25 qC ambient temperature unless otherwise specified.

Single phase half-wave 60 Hz, resistive or inductive load, for capacitive load current derate by 20 %.

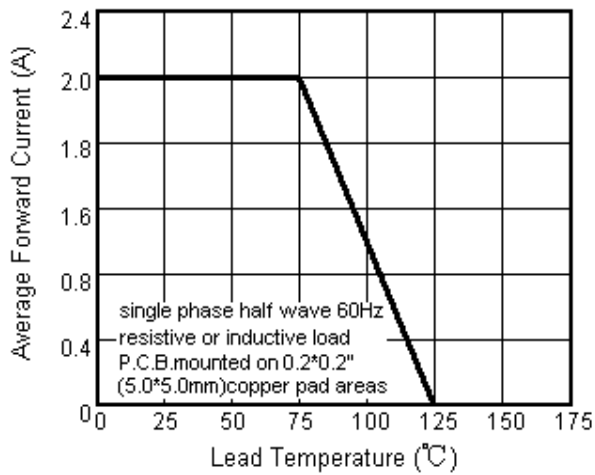
Parameter	Symbols	. 0 % )	Units
Maximum Repetitive Peak Reverse Voltage	$V_{RRM}$	100	V
Maximum RMS voltage	$V_{RMS}$	70	V
Maximum DC Blocking Voltage	$V_{DC}$	100	V
Average Rectified Output Current	$I_O$	2.0	A
Peak Forward Surge Current 8.3 ms Single Half Sine Wave Superimposed on Rated Load (JEDEC Method)	$I_{FSM}$	50	A
Maximum Forward Voltage at @ $I_F = 2.0A$	$V_F$	0.85	V
Maximum DC Reverse Current @ $T_A = 25$ qC at Rated DC Blocking Voltage @ $T_A = 125$ qC	$I_R$	0.5 20	mA
: NKXSGR XKYOYZGTIK LXUS P[TIZRUA ZU GSHOKTZ VKX RKM		85	/W
Operating and Storage Temperature Range	$T_j, T_{stg}$	-55 ~ +125	°C

Note: 1. Units mounted on P.C.B. with 0.5×0.5\*(13×13mm) pads

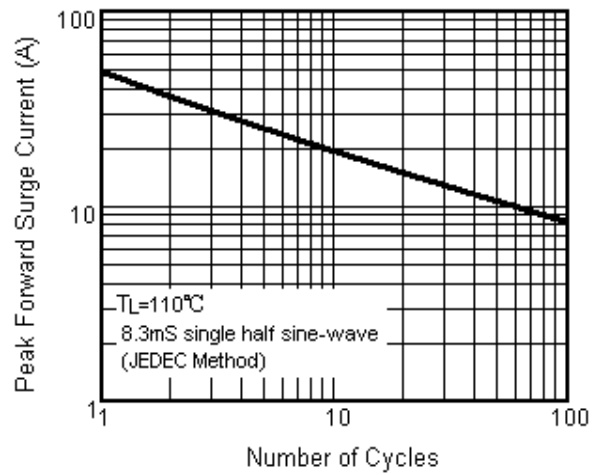
2. Pulse test:300µs pulse width,1% duty cycle.

**RATINGS AND CHARACTERISTICS CURVES** (TA = 25 °C unless otherwise noted)

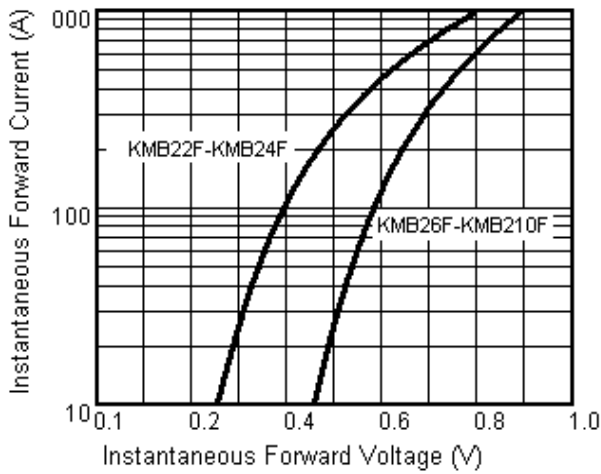
**Fig.1 Forward Current Derating Curve**



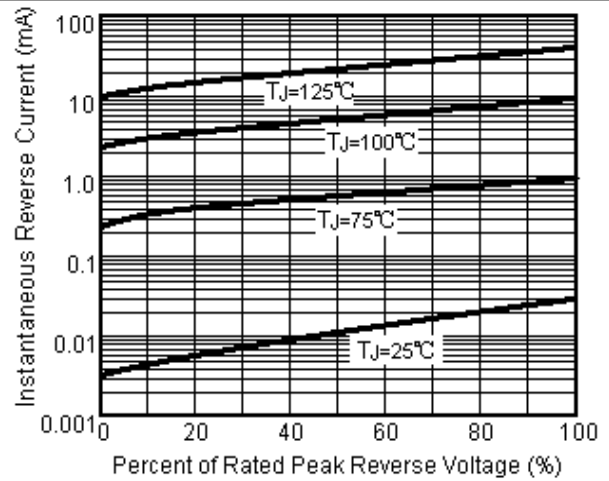
**Fig.2 Maximum Non-Repetitive Peak Forward Surge Current**



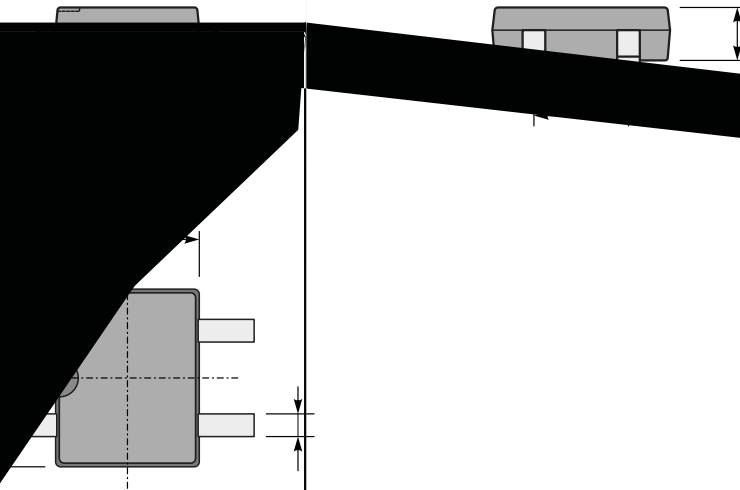
**Fig.3 Typical Instantaneous Forward Characteristics**



**Fig.4 Typical Reverse Characteristics**



PACKAGE OUTLINE DIMENSIONS



MBF mechanical data

		A	C	D	E	H <sub>E</sub>	d	e	L	L <sub>1</sub>	a
mm	max	1.6	0.22	5.0	4.1	7.0	2.7	0.8			7°
	min	1.2	0.15	4.5	3.6	6.4	2.3	0.5			
mil	max	63	8.7	197	161	276	106	31			
	min	47	5.9	177	142	252	91	20			